



Medical Clinics



Medical Clinics

We have worked with many independent clinics, including day surgery, radiology, ENT, plastics and oncology, supplying them with a range of specialised medical equipment to service their clients' needs.



I-move



I-move Drawer



I-move Slim



Contour Exami Chair



Contour Recline



Contour Recline Endo



Contour Recline E-Vertex



Contour Recline EEG




Contour Recline Barituff



Chair IV Pole



Chair Foot Board



Chair Meal Tray



Chair Arm Board



Chair Padded Armrests



Contour Portare



Contour Jazz



Contour Exami



Dropside Padding



Change Table

I-move

A height adjustable rounds trolley with storage that is light and easy to move in tight spaces.



Key Benefits

Compact & simple: Light, easy to move and unobtrusive in tight spaces is the perfect partner to make sure your nursing rounds are efficient and easy.

Tech support: Upgrade your I-move to support any and all of your IT requirements required for the job.

Safe & secure: Option to add a Kensington lock to restrain valuable laptop hardware to keep safe as well as cable management options.

Why Buy?

The i-move is an affordable and height adjustable rounds trolley. When it comes to moving laptops, tablets or simply pens and paper along with other clinical items, the only practical solution has been the traditional metal dressing trolley.

How good would it be to have a trolley that is light and easy to move, unobtrusive in tight spaces and that you can comfortably sit or stand at? Coupled with this is a convenient storage shelf and our ability to customise the top size and shape to totally suit your requirements!

I-move



Storage space

Convenient storage space with retaining lip across the front.



Customisable

Use our standard work surface or customise to suit your specific requirements.



Height adjustable

Simply squeeze the lever under the top and effortlessly adjust to your desired work height.



Storage compartment

Add a removable stainless steel storage compartment for cables / pens etc.



Power supply holder

Securely hold a laptop power supply for easy charging.



Kensington lock

Restrain valuable laptop hardware to keep it safe.



Add your IT

Add your own holders to suit the specific IT hardware in use.

Specifications

Size: Compact, easy to clean top - 550mm wide x 560mm deep

Height adjustable: From 840mm to 1140mm

Storage size: Convenient 100mm storage space with lip

Product Codes

I-Move Trolley; MCT-IM-LHA

Removable Storage Container - MCT-IMA-SC

Power Supply Holder - MCT-IMA-PCH

Kensington Lock - MCT-IMA-KL

I-move Drawer

A height adjustable rounds trolley with a secure locking drawer.



Key Benefits

Safe & secure: Quality metal lockable drawer with ball bearing runners allows you to safely store valuables and secure them.

Custom design: Choose between a standard work surface or customise to suit your desired requirements.

Tech savvy: Upgrade your I-move Drawer to support a wide range of IT hardware.

Why Buy?

This i-move is a height adjustable rounds trolley with a secure locking drawer. When it comes to moving laptops, tablets or simply pens and paper along with other clinical items, the only practical solution has been the traditional metal dressing trolley.

How good would it be to have a trolley that is light and easy to move, unobtrusive in tight spaces and that you can comfortably sit or stand at? Coupled with this is a convenient storage drawer and our ability to customise the top size and shape to totally suit your requirements!

I-move Drawer



Lockable drawer

Safe 400 wide x 390 x 150mm deep drawer on quality ball bearing runners.



Compact design

Move your items easily and safely with this practical rounds trolley.



Customisable

Use our standard work surface or customise to suit your specific requirements.



Height adjustable

Simply squeeze the lever under the top and effortlessly adjust to your desired work height.



Accessories for IT

Add holders or locks for a wide range of IT hardware.

Specifications

Size: Compact, easy to clean top - 550mm wide x 645mm deep

Drawer Size: 400 wide x 390 x 150mm deep drawer size

Height Range: Height adjustable from 930mm to 1230mm

Options: Laptop security lock and tablet mount systems available

Product Code

MCT-IM-LHA-LD

I-move Slim

No under top storage for an ultra lightweight, height adjustable and easy to move work surface.



Key Benefits

Compact & simple: Lightweight design creates a practical rounds trolley for people 'on the go'

IT savvy: Add holders or locks for a wide range of IT hardware. Go to the I-Move IT trolley to see all options.

Custom design: Choose between a standard work surface or customise to suit your desired

Why Buy?

How good would it be to have a height adjustable, compact work surface that is very light and easy to move in tight spaces and that you can sit or stand at? For any area of any healthcare facility, this trolley brings a very useful work surface with you, wherever you go.

I-move Slim



Ultra thin

A lightweight, practical rounds trolley for people 'on the go'.



Customisable

Use our standard work surface or customise to suit your specific requirements.



Height adjustable

Simply squeeze the lever under the top and effortlessly adjust to your desired work height.



Accessories for IT

Add holders or locks for a wide range of IT hardware. Go to the I-Move IT trolley to see all options.

Specifications

Size: Compact, easy to clean top - 550mm wide x 560mm deep

Height Range: Height adjustable from 730mm to 1030mm

Options: Laptop security lock system, tablet mount & rear cable storage compartment options

Product Code

MCT-IM-LHA-ST

Contour Exami Chair

The Contour Exami Chair's breakthrough design maximises everyday patient comfort and caregiver efficiency for examinations and treatment.



Key Benefits

Save Space: Fit these chairs through narrow doors/hallways or into compact medical examination and recovery rooms.

Supreme comfort: 75mm thick, layered pressure relieving foam core cushions with a very durable, seamless cover design.

Hygiene conscious: Smooth finish aids cleaning to meet stringent medical infection control standards.

Control interface: Easy to understand and use handset controls that allow full patient positioning during exam plus in case of CPR/emergency.

Supercharged: Keep things moving with battery backup in the case of power outages or inter-department transportation requirements.

Application

A specially designed examination chair and bed in one – for new levels of comfort, safety, ease and flexibility, even in the tightest spaces.

Why Buy?

We designed and developed it with specific input by one of Australia's largest metropolitan hospitals – ensuring every detail has practical day-to-day benefits in today's dynamic healthcare environment. Instantly adjustable from chair to lie-down table, its electronic height variability takes ease and safety to new levels. Patients can sit upright, recline, lie flat or even tilt – with the stability of twin powered columns under the chair. They can move on and off the chair with confidence, with its unique ultra-low height option. The lightweight design and large castors make it a breeze to move around consultation rooms, clinics or hospital departments.

Contour Exami Chair



Ultra-low height

Make it easier and safer for patients to get on and off.

The very low seat height of this chair with fully retracted sides helps with easy egress and takes away the requirement to use step stools or unnecessary heavy lifting. Sit and position your patient comfortably and then raise them to the desired work height with the touch of a button.



Lies flat

The backrest and leg rest move independently or together from chair to bed.

You have the flexibility of sitting a patient up to almost 90 degrees or lying down completely flat. There is a CPR function to lie the backrest flat quickly in case of emergency.



Head and foot tilt

A 14 degree top trendelenburg with tilt both directions.

Transition a patient how you need them - quickly lower their head down (and feet up) in an emergency.



Easy transfer

Conveniently positioned handles and large wheels for ease of location.

Lock in the steer castor and use the push handles to move the chair effortlessly to where you need it.



Low - High seated

Great low - high range for all medical applications.



Low - High lie flat

Patient friendly low - high lie flat positioning.

Specifications

Size: 650mm wide x 1350mm overall (1900mm lying flat).

Comfort: 75mm thick premium, sealed, removable cushion.

Height Range: 500mm - 880mm with lie-flat and forward / reverse tilt.

SWL: 220kg.

Castor Size: Large twin wheel 125mm castors with 4 x brake and steer.

Product Code

MPC-C-EXC

Contour Recline

A versatile chair to streamline medical examination, procedures and recovery across many healthcare facilities.



Key Benefits

Save Space: Fit more chairs in the same space by increasing throughput with faster recoveries from patients sitting up right.

Hygiene conscious: Smooth, gap free platform aids cleaning and helps prevent fluid ingress to meet the highest infection control standards.

Supercharged: Keep things moving with long-life, cordless, fast-charge battery packs that work all day.

Custom quality: Manufactured in Australia with quality, care and customisation capability.

Longest warranty: Peace of mind with a lifetime of local support, easy maintenance and fast guaranteed parts.

Application

Ideal for Day Surgery, Recovery, Transit Lounge, Fast Track ED & Cardiac

Why Buy?

Make better use of your valuable space and streamline your department with Modsel's compact procedure chairs. They are easy to move in and out of tight areas meaning a higher patient throughput and reduced waiting times. Patients can be positioned easily from sitting upright to a full recline, or lay completely flat with the stability of twin columns under the chair which can be used for CPR or specialised procedures. We've taken care with every aspect of design to ensure comfort and efficiency for both the patient and carer. Pop-up push handles ensure best operator positioning while preventing transfer movement to the patient.

Contour Recline



Low and safe

Excellent 460mm low height with fold-under drop-sides.

The ultra-low height is combined with drop-sides that glide down vertically under the chair top to provide safe access with no protrusions to catch on the patients legs or clothes.



Easy egress

Forward tilt facilitates getting on and off.

For aged or disabled patients, a gentle incline and the long drop-side armrests may assist in safer transfer.



Lies flat

The backrest and leg rest move independently or together from chair to bed.

You now have the flexibility of sitting a patient up to almost 90 degrees or lying down completely flat.



Head and foot tilt

A generous 15 degrees top tilt both directions.

Position a patient how you need them or quickly lower their head down (and feet up) in an emergency.



Smart transfer

Conveniently stored handles unfold for staff friendly transportation.

Lock in the double steer system, unfold the push handles and move forward effortlessly on the large castors. The unique handle design correctly positions the carer while preventing unwanted forces being applied directly to the patient.



Wide option

100mm wider top option available.

Change the seat width from 650mm to 750mm wide to easily accommodate larger patients. Use our range of colour coding choices if required to assist in quick identification.



Clear handset

Large simple functions with colour assistance.

Position the patient quickly and easily with the touch of a button - either by independently moving sections or applying one touch contouring.

Specifications

Size: 780 x 1150mm overall (1750mm lying flat)

Seat width: 650mm with 100mm wider option available with 100mm thick premium, removable mattress

Height Range: 460 - 840mm with lie-flat and forward / reverse tilt

SWL: 300kg

Castor Size: Twin wheel 150mm castors with double steer

Package Includes: Standard IV, vertical oxy holder, dropdown footrest & meal tray

Product Codes

Contour Recline: MPC-C-RET

Contour Recline Package MPC-C-RET-P

750mm wide top option: MPC-CA-WCT

Contour Recline Endo

Enhance patient support with ease of access for physicians during procedures such as endoscopy.



Key Benefits

Safety & support: The unique split dropside system allows staff the ability to drop one section without losing critical support for your patient and offers extra length.

Space saver: Fit more chairs in the same space and reduce patient transfers, time and OH&S risks.

Hygiene conscious: Smooth, gap free platform aids cleaning and helps prevent fluid ingress to meet the highest infection control standards.

Supercharged: Keep things moving with long-life, cordless, fast-charge battery packs that work all day.

Longest warranty: Peace of mind with a lifetime of local support, easy maintenance and fast guaranteed parts.

Application

Ideal for Endoscopy / Colonoscopy

Why Buy?

Make better use of valuable space and streamline your department with the Modsel procedure chairs. They are easy to move in and out of tight areas meaning a higher patient throughput and reduced waiting times. Patients can be positioned easily from sitting upright to a full recline, or lay completely flat with the stability of twin columns under the chair which can be used for CPR or specialised procedures. The unique twin dropside system* ensures extra safety and efficiency for both the patient and carer. *International design patents pending

Contour Recline Endo



Low and safe

Excellent 530mm low height with fold-under dropsides.

The ultra-low height is combined with dropsides that glide down vertically under the chair top to provide safe access with no protrusions to catch on the patients legs or clothes.



Safer access

Lower the dropsides independently to ensure clear access to the patient without reducing side support.



Clear handset

Large simple functions with colour assistance.

Position the patient quickly and easily with the touch of a button - either by independently moving sections or applying one touch contouring.



Lies flat and tilts

The backrest and leg rest move independently or together from chair to bed with trendelenburg.

You now have the flexibility of sitting a patient up to almost 90 degrees or lying down completely flat.



Smart transfer

Conveniently stored handles unfold for staff friendly transportation.

Lock in the double steer system, unfold the push handles and move forward effortlessly on the large castors. The unique handle design correctly positions the carer while preventing unwanted forces being applied directly to the patient.



Oxy holder options

Choice of backrest or dropside mount oxy bottle mounting.

Specifications

Size: 850 x 1200mm overall (1850mm lying flat)

Seat width: Generous patient surface width of 750mm with 100mm thick premium, removable mattress

Height Range: 530 - 910mm with lie-flat and forward / reverse tilt

SWL: 300kg

Castor Size: Twin wheel 150mm castors with double steer

Package Includes: Standard IV, vertical oxy holder, drop down footrest, glide-away dropsides with no protrusions & meal tray

Product Code

Contour Recline Endo: MPC-C-REN

Contour Recline Endo Package: MPC-C-REN-P

Contour Recline E-Vertex

A world-first, fully electric procedure chair with touch control adjustable headrest for ease of operation, access and patient comfort.



Key Benefits

Full flexibility: The infinitely adjustable headrest, range of chair heights with lie-flat and forward/reverse options places the surgeon and patient in exactly the right position

Safety and support: Increased leg clearance, with an adjustable, rigid locking headrest and wrist support accessory, brings patients close to protect surgeons from neck and back strain.

Comfort and control: Instantly increase patient comfort and enhance access with one-touch, electronic control of the scalloped or flat cushioned headrest; and pillow support accessory

Hygiene conscious: Smooth, gap free platform aids cleaning and helps prevent fluid ingress to meet the highest infection control standards.

Application

Ideal for Eye, ENT, plastics and dental care.

Why Buy?

The Contour E-Vertex medical procedure chair has been designed with direct feedback and insights from the country's leading Eye, ENT, plastics and dental professionals. The breakthrough design combines state-of-the-art technology and ergonomics to deliver exceptional functionality and support for procedures requiring close proximity, control for the practitioner and patient comfort. With convenient, touch-button handsets and user-friendly mechanisms, allowing a surgeon and their support team to quickly, safely and smoothly adjust the headrest, chair height and position for the procedure, patient transport and recovery.

[Also available as a Stretcher, view the Contour E-Vertex here.](#) *International patents pending

Contour Recline E-Vertex



Low and safe

Excellent 460mm low height with fold-under drop-sides.

The ultra-low height is combined with drop-sides that glide down vertically under the chair top to provide safe access with no protrusions to catch on the patient's legs or clothes.



Smart transfer

Conveniently stored handles unfold for staff friendly transportation.

Lock in the double steer system, unfold the push handles and move forward effortlessly on the large castors.



Effortless control

A clearly marked handset infinitely positions the headrest with the touch of a button.



Lies flat


The backrest and leg rest move independently or together from chair to bed.

You now have the flexibility of sitting a patient up to almost 90 degrees or lying down completely flat.




Slim and clean

The ultra thin design safely hides all mechanical operation and has a one-piece, gap free top surface for easy cleaning.



Raise and lower

Adjust the height up and down while remaining level.



Specifications

Size: 780 x 1150mm overall (1750mm lying flat)

Seat width: 650mm with 100mm wider option available with 100mm thick premium mattress

Height Range: 520 - 900mm with lie-flat and forward / reverse tilt

SWL: 300kg

Castor Size: 150mm twin wheel castors

Package Includes: standard IV, vertical oxy holder, drop down footrest, meal tray, standard scalloped or flat headrest cushion option

Product Codes

Contour Recline E-Vertex: MPC-C-REVE-E

Contour Recline E-Vertex Package: MPC-C-REVE-E-P

Wrist Support: MPT-CA-EWS

Pillow Support: MPT-CA-CO-OSS

Flat Headrest Cushion Option: E0311

Contour Recline EEG

A procedure chair designed to provide easy access for medical tests such as brain study.



Key Benefits

Create Space: Quickly and easily remove the backrest section for clear head access.

Hygiene conscious: Smooth, gap free platform aids cleaning and helps prevent fluid ingress to meet the highest infection control standards.

Supercharged: Keep things moving with long-life, cordless, fast-charge battery packs that work all day.

Custom quality: Manufactured in Australia with quality, care and customisation capability.

Longest warranty: Peace of mind with a lifetime of local support, easy maintenance and fast guaranteed parts.

Application

Ideal for Neurology or Epilepsy departments.

Why Buy?

Make better use of valuable space and streamline your department with the Modsel procedure chairs. Patients can be positioned easily from sitting upright to a full recline, or lay completely flat with the stability of twin columns under the chair which can be used for CPR or specialised procedures. We've taken care with every aspect of design to ensure comfort and efficiency for both the patient and carer. Pop-up push handles ensure best operator positioning while preventing transfer movement to the patient. The Contour Recline EEG has a removable head section to provide complete clearance around the patients head.

Contour Recline EEG



Removable head section

Unlock and lift off the top section for clear access to the head.

The removal of the top cushion sections allows full access to the patient's head during EEG setup and testing.



Low and safe

Excellent 460mm low height with fold-under dropsides.

The ultra-low height is combined with dropsides that glide down vertically under the chair top to provide safe access with no protrusions to catch on the patients legs or clothes.



Access and comfort

The backrest and leg rest move independently or together from chair to bed.

Have the flexibility of sitting a patient up to almost 90 degrees or lying down completely flat.



Smart transfer

Conveniently stored handles unfold for staff friendly transportation.

Lock in the double steer system, unfold the push handles and move forward effortlessly on the large castors. The unique handle design correctly positions the carer while preventing unwanted forces being applied directly to the patient.

Specifications

Size: 780 x 1150mm overall (1750mm lying flat).

Seat width: 650mm with 100mm wider option available with 100mm thick premium, removable mattress.

Height Range: 460 - 840mm with lie-flat and forward / reverse tilt.

SWL: 300kg.

Castor Size: Twin wheel 150mm castors with double steer.

Product Code

MPC-C-REEG

Contour Recline Barituff

The Barituff is a 500kg SWL bariatric chair bed with an extra-wide top and deeper seat.



Key Benefits

Low & safe: The ultra-low height is combined with dropsides that glide down vertically under the chair top to provide safe access with no protrusions to catch on the patients legs or clothes.

Purpose built: Increased componentry strength in the core frame design operates with higher capacity columns to safely lift 500kg without overload.

Effortless control: Sit and position your patient comfortably and then raise them to the desired work height with the touch of a button.

Supercharged: Keep things moving with long-life, cordless, fast-charge battery packs that work all day.

Longest warranty: Peace of mind with a lifetime of local support, easy maintenance, and fast guaranteed parts.

Application

Ideal for Day Surgery, ED, Podiatry & General Ward

Why Buy?

Having equipment that is robust enough, that you can completely rely on, is the greatest challenge when caring for bariatric patients.

We have increased componentry strength in the core frame design which operates with higher capacity columns to safely lift 500kg without overload. A wider top with a deeper seat has been standardized to comfortably cater for large patients. Heavy-duty, dark coloured vinyl is used on the mattress cushions to combat wear and staining. This stretcher chair has been built for bariatric patients.

Contour Recline Barituff



Low and safe

Excellent 480mm low height with fold-under dropside.

The ultra-low height is combined with dropside that glide down vertically under the chair top to provide safe access with no protrusions to catch on the patients legs or clothes.



Easy egress

Forward tilt facilitates getting on and off.

For aged or disabled patients, a gentle incline and the long dropside armrests may assist in safer transfer.



Lies flat

The backrest and leg rest move independently or together from chair to bed.

You now have the flexibility of sitting a patient up to almost 90 degrees or lying down completely flat.



Head and foot tilt

A generous 15 degrees top tilt both directions.

Position a patient how you need them or quickly lower their head down (and feet up) in an emergency.



Smart transfer

Conveniently stored handles unfold for staff friendly transportation.

Lock in the double steer system, unfold the push handles and move forward effortlessly on the large castors. The unique handle design correctly positions the carer while preventing unwanted forces being applied directly to the patient.



Large top design

The Barituff has a 200mm wider x 140mm deeper seat than the standard Recline.

The seat size is increased to 850mm wide x 600mm deep, easily accommodating larger patients. Use our range of colour coding choices if required to assist in quick identification.



Clear handset

Large simple functions with colour assistance.

Position the patient quickly and easily with the touch of a button - either by independently moving sections or applying one touch contouring.

Specifications

Size: 980mm wide x 1270mm upright (1750mm lying flat) overall

Seat width: 850mm wide x 600mm deep seat

Mattress size: 110mm pressure care mattress cushion with heavy duty cover

Height Range: 480 - 880mm with lie-flat and forward/reverse tilt

SWL: 500kg

Castor size: Twin wheel 150mm castors

Package Includes: Standard IV, vertical oxy holder, drop down footrest & meal tray

Product Code

Contour Recline Barituff: MPC-C-REB

Contour Recline Barituff Package: MPC-C-REB-P

Chair IV Pole

Height adjustable, non-rotational pole that fits all four corners of the chair and with under-top storage option.

Key Benefits

- A strong and safe hook design
- Light and easy 'lift out' auto-lock hanger
- Non-rotational design to prevent tube tangling
- High strength locking for heavy loads
- Tough construction from stainless steel and nylon
- Easy 'pull-down' release from any angle
- Large 28mm diameter stand body for ease of pump mounting
- Friction retainer mount for effortless use
- Under top storage option available
- 705mm up to 1135mm total height
- 10kg weight capacity, 5kg per hook
- Only 1kg total weight

Product Codes

- IV Pole; MPC-CA-IVP
- IV Storage Holder; MPC-CA-IVH

Why Buy

Constructed tough from stainless steel and nylon, these clever non-rotational IV poles are designed to withstand the harshest use and make daily life easier by helping to prevent the tangling of critical soft tubing and cords. Simply lift out the hanger to any height and it automatically locks into an infinite position. Pull the lock body down from any direction to release and lower. This removable IV fits into all four corners of a chair top with the option to store underneath if there is provision.



Versatile



IV storage option

Chair Foot Board

A removable board that locks into a padded foot rest or folds out for extra length as a leg support.

Key Benefits


- Covered in heavy duty vinyl
- Fits all Recline leg supports
- Use as a foot rest or fold down to lengthen the leg support

Product Code

- MPC-CA-DDF

Why Buy

Clip in this foot board to provide a comfortable padded rest for the patients feet to help restrain them whilst moving the chair. It is covered in hard wearing vinyl that is easy to clean. The board can be folded down if the legrest is raised to provide extra length and support for the patient legs.



Chair Meal Tray

Tough tray constructed from medical grade plastic, molded with cup and meal positions.

Key Benefits

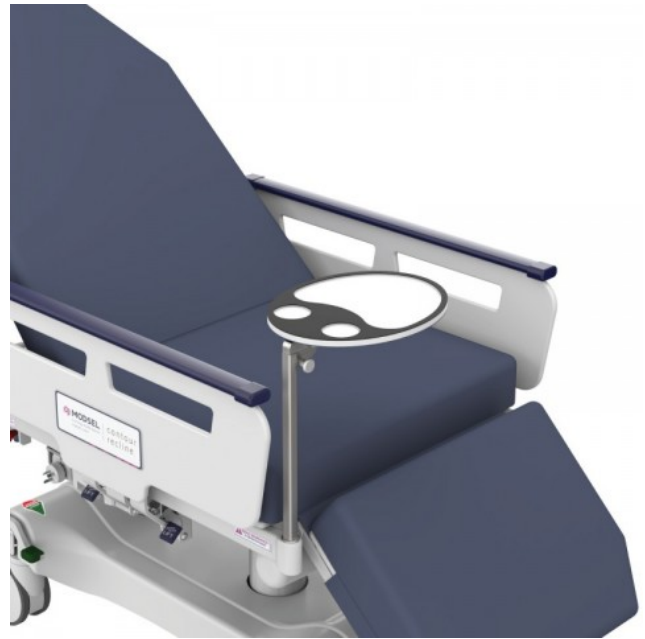
- Can be fitted to all four corners of the chair
- Swivels away for ease of access
- Folds down for convenient storage

Product Code

- MPC-CA-MLT

Why Buy

Quickly add this compact meal tray onto either side of the chair, lift and lock into position and swivel around to suit the patient. The tray folds down for easy storage and is constructed of a tough, one piece medical grade plastic that is very easy to clean. There are recesses to help prevent items from sliding off. This tray can be customised to any shape or size if required.



Chair Arm Board

Lightweight armboard that clips onto the dropside rail and is padded for patients comfort.

Key Benefits

- 25mm high density foam covered in PU material
- Solid medical grade plastic base board
- Clips on both inside and outside of the dropside
- Adjustable angles for best patient positioning

Product Code

- MPC-CA-SAB

Why Buy

Simply and securely lock the arm board in a choice of locations ranging from the front to the back of the dropside that suits the size and position of the patient. It may also be locked into a variety of angles to help the carer's access. The design is light to carry and store, quick to use and easy to clean.



Chair Padded Armrests

Thick clip-on pads to soften the dropside armrests.

Key Benefits

- High density foam core with slow recovery outer
- Covered in welded, pressure relieving stretch material
- 370mm long x 125mm wide x 210mm high
- 40mm of padding on top

Product Code

- MPC-CA-PDA

Why Buy

The Contour Recline Chair has been designed as a practical, clinical product that is functional and easy to clean. In some cases a patient may require extra support or comfort if spending longer periods of time in the chair. These easy to handle and store pads clip on over the dropside to widen and soften the armrest surfaces.



Contour Portare

An all-purpose electric transport and recovery stretcher with excellent low height.



Key Benefits

Safer solution: The 400mm low platform height of this stretcher takes away the requirement to use step stools or unnecessary heavy lifting.

Effortless control: Sit and position your patient comfortably and then raise and lower them to the desired work height with the touch of a button.

Supercharged: Keep things moving with long-life, cordless, fast-charge battery packs that work all day.

Custom quality: Manufactured in Australia with speed, quality, and care, plus customisation capability.

Longest warranty: Peace of mind with a lifetime of local support, easy maintenance, and fast guaranteed parts.

Application

Transfer stretcher suitable for most medical departments

Why Buy?

Helping patients on and off a general purpose stretcher has never been this easy or safe with a design that allows the mattress base down to 400mm, lower than a standard office chair height! Transport must always be considered and with our new E-Point system, a strong grip with the floor and solid, perfectly centered steer wheel ensures the stretcher always accurately tracks and turns. We bring Modsel stretcher design into department areas such as emergency, theatre and day surgery helping to maximise the number of working units available.

Contour Portare



Ultra-low height

Very safe and easy for patients to get on and off.

The 400mm low platform height of this table takes away the requirement to use step stools or unnecessary heavy lifting. Sit and position your patient comfortably and then raise them to the desired work height with the touch of a button.



Head and foot tilt

A generous 15 degrees top tilt both directions.

Position a patient how you need them or quickly lower their head down (and feet up) in an emergency.



E-Point steering

A perfectly centred steer wheel ensures the stretcher always accurately tracks and turns.

Operated by a very light touch pedal action, this wheel positively pre-loads onto the floor to ensure strong grip and rides up and down effortlessly over bumps and hollows to keep traction. Turning left or right from either end gives the same steering result.



Excellent high height

Preserve your back and raise a patient up to your best working height.

Lifting the platform height up to 830mm (plus an extra 100mm for the mattress pad thickness), helps you to examine and treat your patient without having to stoop over, ensuring easy access and less stress. The backrest travels from 0 to 85 degrees with emergency CPR quick release.



Easy customisation

Increase top width, change colours, mattress and dropside styles.

Whether it is a specialised medical clinic or a department in a large hospital, every single customer has their own unique requirements to be able to function safely and efficiently. This stretcher has a longer, 7 riser PVC upgrade dropside.

Specifications

Overall Size: 2135 x 815mm (965mm wide option)

Patient Surface: 1900 x 680mm (830mm wide option)

Height Range: 400 - 830mm

SWL: 300kg

Castor Size: 150mm twin wheel castors

Package Includes: 100mm premia mattress, folding IV, vertical oxy, foot endboard, drop down push handles, emergency CPR backrest release, 2nd handset & USB port

Product Code

Contour Portare: MPT-C-PE2

Contour Portare Package: MPT-C-PE2-P

150mm Wider Top: MPT-CA-WCT

Contour Jazz

An Australian made transport and recovery stretcher that's a joy to use and designed for supreme patient safety and comfort.



Key Benefits

Smooth and steady: An advanced E-Point steering system and solid, perfectly centred steer wheel ensure the stretcher accurately tracks and turns, while maintaining a strong grip with the floor

Safety and support: The ultra-low 400mm height makes it safer and easier for patients to get on and off – no need for step stools or unnecessary heavy lifting.

Effortless control: Sit and position your patient comfortably and then raise them to the desired work height with the touch of a button.

Bright and light: Available in a choice of four fun and colourful themes to brighten their day (and yours).

Longest warranty: Peace of mind with a lifetime of local support, easy maintenance, and fast guaranteed parts.

Application

Ideal for: Emergency, Theatre & Day Surgery

Why Buy?

Keeping patients safe, secure, and comfortable has never been easier with the Contour Jazz transport and recovery stretcher. With full, touch button electronic control and innovative E-Point steering system, the stretcher offers a smooth ride for patients and the kind of ease of operation and manoeuvrability that every caring professional craves. The Contour Jazz has been expertly designed to ensure you'll never miss a beat in even the most challenging environment or circumstances. Featuring a fast-action CPR backrest release, strong grip with the floor and an ultra-low height range that allows the mattress base down to 400mm. That's lower than a standard office chair height! Available in a range of colours and themes.

Contour Jazz



Ready for a range of accessories



Ultra-low height

Very safe and easy for patients to get on and off.

The 400mm low platform height of this table takes away the requirement to use step stools or unnecessary heavy lifting. Sit and position your patient comfortably and then raise them to the desired work height with the touch of a button.



Music Theme



Sea Theme



Jungle Theme



Space Theme



Fixed Control Panel

A fixed control panel on the foot end of the stretcher prevents unwanted misuse.

Specifications

Overall Size: 2135 x 815mm (965mm wide option)

Patient Surface: 1900 x 680mm (830mm wide option)

Height Range: 400mm-830mm

SWL: 300kg

Castor Size: 150mm twin wheel castors

Package Includes: Handset and end controls, 100mm Premia mattress, emergency CPR back rest release, foot end board, drop down push handles, vertical oxy holder, folding IV, 16 riser dropsides and USB Port.

Product Code

MPT-C-JAZZ

Decal Codes

MPT-CJA-MUSIC

MPT-CJA-SEA

MPT-CJA-JUNGLE

MPT-CJA-SPACE

Contour Exami

An economical, customisable, easy to move examination table available with or without dropsides.



Key Benefits

Safe & low: The 400mm low platform height of this table takes away the requirement to use step stools or unnecessary heavy lifting.

Excellent height: Electrically adjust the patient height up to 930mm helps to examine or treat your patient without having to stoop over, ensuring easy access and less stress.

Comfortable: 100mm fluid proof Protran mattress with a welded, pressure relieving cover.

Custom quality: Manufactured in Australia with speed, quality, and care, plus customisation capability

Longest warranty: Peace of mind with a lifetime of local support, easy maintenance, and fast guaranteed parts.

Application

Ideal for medical clinics, examination rooms, schools, prisons & mining sites

Why Buy?

Helping patients on and off an examination table is easy and safe with a design that allows the mattress platform down to 400mm, lower than a standard office chair height! Uniquely, these stretcher examination tables are designed to be easily moved around and re-positioned due to their light-weight build and large castors. There are a range of accessories and customisations available to ensure the unit is designed to be priced and configured best to practically fit into your modern facility.

Contour Exami



Without dropsides

If you require a patient examination table, then this is worth considering. The standard Contour Exami without dropsides gives all the same functionality as an examination table, however has the additional value of colour choices and accessory mounting, while being very easy to move and reposition as required.



Excellent high height

Don't strain your back, raise a patient up to your best working height. Lifting the platform height up to 830mm (plus an extra 100mm for the mattress pad thickness), helps you to examine and treat your patient without having to stoop over, ensuring easy access and less stress. The backrest travels from 0 to 85 degrees with emergency CPR quick release option available.



Customise it your way

Upgrades such as wider top, dropsides, base cover, colours and accessories. This is a very flexible platform with excellent customisation available. Change the standard Contour Exami from a basic examination table into an economy patient stretcher.



Ultra-low height

Make it easier and safer for patients to get on and off. The 400mm low platform height of this table takes away the requirement to use step stools or unnecessary heavy lifting. Sit and position your patient comfortably and then raise them to the desired work height with the touch of a button.



Head and foot tilt

A generous 15 degrees top tilt both directions. Position a patient how you need them or quickly lower their head down (and feet up) in an emergency.



Go anywhere

Change from the standard 125mm twin to 175mm single castors for situations such as outdoor. If there is a requirement to wheel over rougher concrete, sand or grass terrains, this option gives larger diameter rubber wheels with 50mm extra ground clearance under the stretcher.

Specifications

Overall Size: 2135 x 815mm (965mm wide option)

Patient Surface: 1900 x 680mm (830mm wide option)

Height Range: 400 to 830mm

SWL: 300kg

Castor Size: 125mm twin wheel castors, 4 brakes and 1 steer

Includes: 100mm Protran mattress, electric backrest that raises to 85 degrees, standard main power electric operation

Options: dropsides, base cover, battery back-up with cable retractor, larger castors and 6 endrail colours

Product Code

Contour Exami (without dropsides); MPT-C-EXAMI

150mm wider top; MPT-CXA-WT

Dropsides; MPT-CXA-5RD

Base cover with storage; MPT-CXA-BC

Battery backup; MPT-CXA-BB

CPR backrest release; MPT-CXA-BQR

175mm large castor option; MPT-CXA-175

Dropside Padding

Provide extra protection for recovering patients with a selection of padded bumper systems for stretcher drop-sides.



Key Benefits

- Stiff board backed bumper system
- Lift and roll feature allowing use without removal
- Quick install pocket system
- 25mm high density padding
- Welded cover materials for easy cleaning
- Sizes to fit any dropside style

Dropside Padding



Padded Bumpers

Stiff plastic backed bumpers with welded stretch padding that resists high limb force.



Unique access

Lift and roll to the outside of the dropside, allowing raise and lowering without removal.

Wall hanging point incorporated for easy storage.



Padded Pockets

Tough vinyl padding on both sides of the dropsides protecting both the patient and carer.



Removable design

Unclip and quickly lift off for unrestricted patient access and easy cleaning.



Sizing options

Both bumpers and pockets can be supplied as full length versions or to fit different dropside styles.

Why Buy

A recovering or restless patient can cause themselves serious harm on the metal risers and rails of standard dropsides. We have developed some ways for the carer to quickly and easily increase the level of protection and provide a soft, padded surface for patients limbs. Our board system can be flipped to the outside of the stretcher allowing the dropsides to be raised and lowered without having to remove the bumpers from the trolley. Pockets can slide on over the dropside which are quick to use, however must be removed to lower the sides.

Product Codes

- Padded Bumpers (pair); MPT-CA-PDB-P
- Padded Pockets (pair); MPT-CA-PDB-D

Change Table

A purpose built, non-slip change mat on a sturdy, height adjustable and safe patient platform.



Key Benefits

Safe & secure: The fold up dropsides and removable end rails ensure high levels of patient safety when required.

Customisable design: Tailor to your requirements with options such as electric high/low, 300kg SWL and wide tops.

Why Buy?

This change mat expands the use of the Aquarius trolley into a very safe, height adjustable change table with multi-position, removable end rails and full length dropsides that fold back underneath the trolley top for ample work clearance. The mat securely fastens underneath the trolley top to prevent sliding and movement. This trolley is designed for harsh use and able to be rigorously cleaned.

Change Table



Safe design

The fold up dropsides and removable end rails ensure a high level of patient safety when required.



Customise

Tailor to your requirements with options such as electric high/low, 300kg SWL and wide tops.

Specifications

Size: 795 W x 1950mm including bumpers and 25mm high density foam core

Patient Surface Size: 600 W x 1820mm Long

Height Range: 60 to 900mm (depending on trolley model)

SWL: Hydraulic 180kg or electric 300kg

Castor Size: Quality 125mm twin wheel castors with total lock and steer

Options: Both junior and wider sized available

Product Code

MST-SA-CTU

Notes
